

N E X A | [www.nexaexperience.com](http://www.nexaexperience.com)



BALENO *RS*





# ***Rule the roads***

|||||  
*Road Sport pioneers a line-up of high-performance cars in NEXA, designed to deliver an unmatched driving experience. The Baleno RS is the first of such cars. Built for those who look for more performance in their everyday drive, it combines the powerful BoosterJet Engine with an edgy sports styling.*





# *Made of Speed*

////////////////////////////////////  
*Baleno RS is built for speed enthusiasts. The car sets your heart racing with its powerful performance and road handling.*



# ***Power to thrill***

////////////////////////////////////

*The Baleno RS is ready to set the roads ablaze. It's equipped with Maruti Suzuki's latest innovation – the 1.0 BoosterJet Direct Injection Turbo Engine. This revolutionary engine delivers exceptional power and torque with lower emissions. A true silent performer, BoosterJet Engine is a compact, light-weight yet powerful engine with an output equivalent to an engine of much greater displacement.*



The image shows the front interior of a car. The dashboard is black with a large digital display in the center. The steering wheel is black with a silver logo in the center. The seats are black leather with stitching. The gear shift is in the center console. The overall theme is a sporty, all-black interior.

# ***Feel the rush from within***

|||||


*The Baleno RS gets your heart racing with its sporty look, which extends into its interiors. As you step inside the car, you notice the stunning all black interiors waiting for you to take control and prepare for a thrilling experience.*





# Infotainment on the fast lane

The Baleno RS has a dashboard that comes with a host of exciting features. It has coloured TFT multi-information display to keep a track of its performance. It also comes with a SmartPlay Infotainment System that ensures you stay entertained as you cruise along the roads.



TECHNICAL SPECIFICATIONS	
DIMENSIONS	RS
Length (mm)	3995
Width (mm)	1745
Height (mm)	1510
Wheelbase (mm)	2520
Ground clearance (mm)	170*
Boot space (L)	339**
ENGINE	
Engine capacity (cc)	998
Max power (kW@rpm)	75/5500
Max torque (Nm@rpm)	150/1700-4500
Camshaft	DOHC
No. of Cylinders	3
TRANSMISSION	
Type	5MT
BRAKES	
Front	Disc
Rear	Disc
STEERING	
Min. turning radius (m)	4,9
Power steering type	Electric, Rack & Pinion type
SUSPENSION	
Front	McPherson Strut
Rear	Torsion Beam
OTHERS	
Fuel efficiency (km/l)***	21.1
Fuel tank capacity (L)	37
Fuel type	Petrol
Kerb weight (kg)	950
Gross vehicle weight (kg)	1360
Seating capacity	5
Tyre size"	195/55 R16

\*Unladen Condition. \*\*VDA Method. \*\*\*Fuel efficiency as certified by test agency under Rule 115 of CMVR 1989.

FEATURE LIST	
EXTERIOR	RS
Chrome door handles	✓
Body coloured ORVMs	✓
Body coloured bumpers	✓
Chrome accent front grille	✓
Turn indicators on ORVMs	✓
Back door spoiler	✓
Alloy wheels (Black)	✓
Daytime Running Lamps with LED	✓
Rear Combination Lamps with LED	✓
Projector headlamps	✓
A*B+C Pillar blackout	✓
UV Cut Glass (Front doors + Rear doors + Qtr glass)	✓
INTERIOR	
Metal finish inside door handles	✓
Metal finish tipped parking brake	✓
Glove box illumination	✓
Luggage room illumination	✓
Front footwell illumination	✓
Multi-Information Speedometer Display (with colour TFT)	✓
Leather wrapped steering wheel	✓

FEATURE LIST	
SAFETY & SECURITY	RS
Anti-theft security system	✓
Front disc brakes	✓
Rear disc brakes	✓
Dual horn	✓
Headlamp levelling	✓
Front fog lamps	✓
Auto headlamps	✓
Pinch guard power window (Driver)	✓
Child seat tether anchorages	✓
Auto dimming IRVM	✓
Driver side seat belt reminder	✓
Rev. parking sensors	✓
Rev. parking camera	✓
Rear wiper & washer	✓
Rear defogger	✓
ENTERTAINMENT	
SmartPlay Infotainment System	✓
Bluetooth	✓
AUX & USB	✓
Steering mounted audio control	✓
Navigation system	✓
Voice command	✓
Smartphone Connect/Apple CarPlay	✓
Remote Control through Smartphone App.	✓
COMFORT & CONVENIENCE	
Central locking	✓
Remote keyless entry	✓
Front power windows	✓
Rear power windows	✓
Auto-up power window (Driver)	✓
Electrically foldable ORVMs	✓
Telescopic steering	✓
Tilt steering	✓
Front seat adjustable headrest	✓
Rear seat adjustable headrest	✓
Auto AC	✓
Follow me home/lead to vehicle	✓
Front centre armrest with storage	✓
60:40 Split seat (Rear)	✓
Height adjustable driver seat	✓
Front and rear accessory socket	✓
Push start/stop with smart key	✓

## NEXA

### Safety Shield

Standard Across All Variants

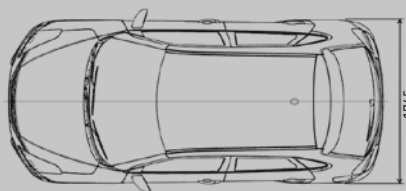
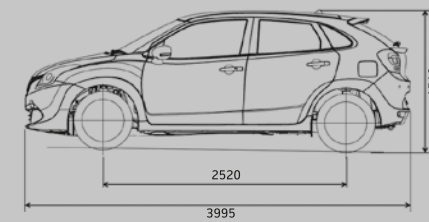
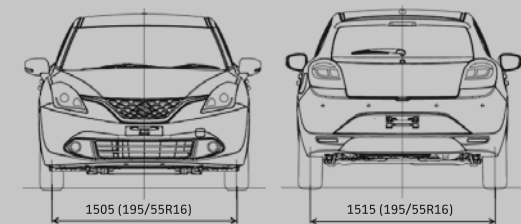
- SUZUKI-TECT BODY
- DUAL FRONT AIRBAGS
- ABS WITH EBD
- SEAT BELT PRE-TENSIONERS WITH FORCE SAFE LIMITERS
- ISOFIX CHILD SEAT ANCHORAGES
- PEDESTRIAN PROTECTION COMPLIANCE
- FULL FRONTAL IMPACT COMPLIANT, FRONTAL OFFSET IMPACT COMPLIANT, SIDE IMPACT COMPLIANT

LEGEND: (✓) Available, (—) Not Available.  
^Some parts of the leather appointed upholstery will contain man-made material.  
Appearance of black shades on glasses in all the images in the brochure is due to lighting effect.



Features shown may vary from variant to variant. Car colour may vary due to printing on paper. \*Spare wheel material is steel & spare tyre size is 185/65 R15.

Dimensions (in mm)



Maruti Suzuki India Limited reserves the right to change, without notice, price, colours, equipment specifications, and models and also to discontinue models and/or replace any part or accessory with any other product. Accessory and feature shown in the pictures may not be a part of standard equipment and will differ according to the variant. Any offers made will be subject to availability of the product. For more details, contact your nearest NEXA.