



***S-CROSS***



# THE S-CROSS

It's bold, it's dynamic, and built to energise.  
A statement wherever it goes,  
it's a revelation for the ages.  
You don't see it. You feel it when it rolls by.  
Created to be on the cutting edge, it's not just a car.  
But also an inspiration to break free.  
To feed the thrill.  
To elevate the everyday.  
So, let drives be your home.  
Cruise through the city,  
And conquer the rugged streets.





# CREATED TO INSPIRE ADVENTURE

Driving through the city or outside, the S-Cross is impossible to ignore. Adorned with an all metal grille, it exudes a sense of aggression that demands a second look. The vertical bar design is bold and dominating. With strong design lines, a muscular stance and a chrome-tipped grille, it's not just a car; it's an invitation for a new adventure.





# CREATED TO INSPIRE STYLE

The sharp and confident LED headlamps dominate at first glance, while the crystalline look lends the S-Cross an edgy and premium persona.



# CREATED TO INSPIRE POWER

The dynamic alloy wheels, spinning with might, take attitude to a whole new level. Enjoy each ride to the extreme as you take these metal marvels for a spin.







# CREATED TO INSPIRE TECHNOLOGY

S-Cross is powered by the DDiS 200 Smart Hybrid Diesel Engine. Paired with an Integrated Starter Generator (ISG), it not only improves fuel efficiency by supplementing the engine's power, but also enables better acceleration and all-round performance.

- | **IDLE STOP START**
- | **BRAKE ENERGY REGENERATION**
- | **TORQUE ASSIST FUNCTION**
- | **GEAR SHIFT INDICATOR**



# CREATED TO INSPIRE ELEGANCE

S-Cross has convenience and stunning looks rolled into one incredible package.



## | AUTO RAIN SENSING WIPERS

S-Cross comes with Auto Rain Sensing wipers that detect rain and start automatically. They regulate frequency according to the amount of rainfall and the rain sensitivity can also be controlled.

## | INTERNALLY ADJUSTABLE ORVMs

## | ROOF RAILS

## | SKID PLATE GARNISH



# CREATED TO INSPIRE INDULGENCE

The luxurious interiors beckon you the moment you open the doors of the S-Cross. Inside, class meets convenience in a unique blend with the soft-touch dashboard and the steering-mounted audio controls.

**android**auto

Android Auto™ extends the Android platform into the car in a way that's purpose-built for driving. It is designed to minimise distraction so you can focus on driving with Google™ services like Google Maps™ and Google Search™. Get the Android Auto app on Google Play™.

\* Android Auto is available in the countries listed at the following link:  
<https://www.android.com/auto/#hit-the-road>

\* Most phones with Android 5.0+ work with Android Auto.

<https://support.google.com/androidauto/#6140477>

\* Android, Android Auto, Google, Google Play and other marks are trademarks of Google Inc.



\* Apple and iPhone are trademarks of Apple Inc., registered in the U.S. and other countries.

\* Apple CarPlay is a trademark of Apple Inc. Apple CarPlay is available in the countries listed in the following link:

<http://www.apple.com/ios/feature-availability/#applecarplay-applecarplay>

\* Apple CarPlay is compatible with the iPhone models listed in the following link:

<http://www.apple.com/ios/carplay>



## | SMARTPLAY INFOTAINMENT SYSTEM

Enjoy seamless entertainment on-the-go with the power of both, Apple CarPlay and Android Auto. Synchronise your phone and enjoy the large touchscreen with endless entertainment and a complete Navigation System.



## | MULTI-INFORMATION DISPLAY

Stay updated with the vehicle's vital information on the Hi-definition TFT screen that displays a multitude of information including fuel consumption, a trip meter, driving range and a Gear Shift Indicator.





# CREATED TO INSPIRE LUXURY

Enter a world of comfort and luxury that is sure to inspire your senses. When you enter the S-Cross you are treated to an expansive space, intricate stitching and stylish contours, making your drive an unforgettable experience.

## | ADJUSTABLE REAR SEATBACK

The rear seats come with a two-position seatback adjustment.



# CREATED TO INSPIRE VERSATILITY

With ample flexibility on offer, the S-Cross can fit a whole lot and more. Its 60:40 split seat, hand luggage board and large boot opening guarantees a cargo area that's ready for every adventure.



## | FLEXIBLE USAGE SPACE

The rear seatback can be folded down to create a bigger luggage area that is nearly flat. To allow easy loading and unloading of the spare tyre, the luggage board can also be mounted at an angle.





# CREATED TO INSPIRE EFFICIENCY

All the little things matter in the S-Cross which is why it comes loaded with segment-first features and conveniences.



## | ADJUSTABLE STEERING WHEEL

The steering column features a telescopic and tilt adjustment for your comfort.



## | CRUISE CONTROL

Make longer journeys more comfortable with the electronic control system that lets you pick any cruising speed over 40 km/h.




## | DRIVER SIDE ANTI-PINCH WINDOW

The auto up/down power window on the driver's side automatically rolls down when an obstacle is detected for optimum safety.




# CREATED TO INSPIRE SAFER ROADS

Crafted using the finest materials, the S-Cross provides a reliable structure and lightness of body to preserve fuel efficiency while making it a safe space, even at high speeds.



## | HIGH-RIGIDITY AND LOW-WEIGHT BODY STRUCTURE

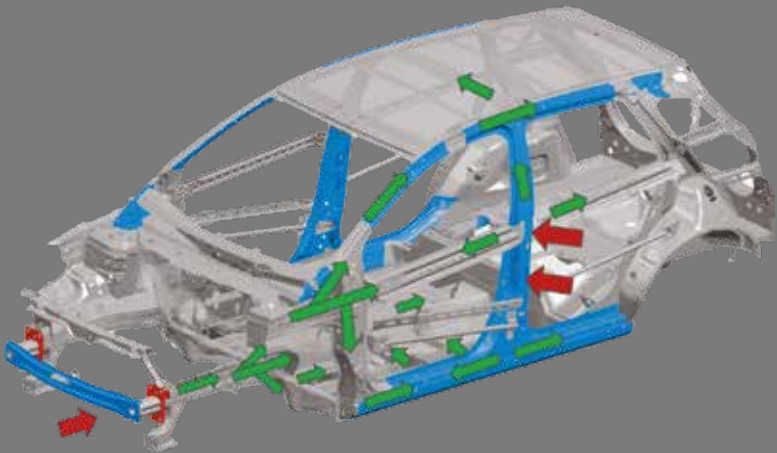
The body of the S-Cross is stiff and light thanks to the effective use of high-tensile steel. It helps in providing stable handling and a great fuel economy.



## | HIGH-PERFORMANCE SUSPENSION

The suspension is tuned to ensure the best possible combination of stability, comfort and quiet spirit.





| **SUZUKI-TECT BODY**

Suzuki's Total Effective Control technology (TECT) concept results in effective absorption and dispersion of crash energy. The extensive use of high-tensile steel for major parts makes the body light and crashworthy.



| **DUAL FRONT AIRBAGS**

Front airbags for the driver and passenger mitigate the collision forces inflicted on the head in the event of a frontal impact.



# CREATE. INSPIRE.

NEXA is on a journey to create new experiences, new lifestyle, new culture and new products that inspire.  
It is a drive of creation. A quest to inspire. A celebration of the creators. An ode to the creators who inspire.





FEATURE LIST				
	Sigma	Delta	Zeta	Alpha
<b>EXTERIOR</b>	DDiS 200 Smart Hybrid Diesel Engine			
Body Coloured Door Handles	✓	✓	✓	✓
Body Coloured ORVMs	✓	✓	✓	✓
Silver Skid Plate Garnish	✓	✓	✓	✓
Wheel Arch Extension	✓	✓	✓	✓
Roof Rail	—	✓ (Black)	✓ (Black)	✓ (Silver)
Chrome Front Grille	✓	✓	✓	✓
B-pillar Blackout	✓	✓	✓	✓
Steel Wheels	✓	—	—	—
Machined Alloy Wheels	—	✓	✓	✓
Centre Wheel Cap	✓	✓	✓	✓
Daytime Running Lamps with LED	—	—	—	✓
Turn Lamp on ORVMs	—	✓	✓	✓
Split Rear Combination Lamps	✓	✓	✓	✓
LED Rear Combination Lamps	—	—	—	✓
<b>INTERIOR</b>				
Satin Plating Finish on AC Louver Vents	✓	✓	✓	✓
Interior Finish	Silver	Silver	Satin Chrome	Satin Chrome
Door Armrest with Fabric	✓	✓	✓	—
Door Armrest with Leather Finish*	—	—	—	✓
Centre Louver Face	Black	Black	Piano Black	Piano Black
Fabric Seat Upholstery	✓	✓	✓	—
Leather Seat Upholstery*	—	—	—	✓
Luggage Room Illumination	—	✓	✓	✓
Glove Box Illumination	—	✓	✓	✓
Front Footwell Illumination	—	✓	✓	✓
Front Map Lamp	✓	✓	✓	✓
TFT Information Display with Trip Meter & Fuel Consumption	✓	✓	✓	✓
7 Step Illumination Control	✓	✓	✓	✓
Outside Temperature Display	✓	✓	✓	✓
Leather Wrapped Steering Wheel*	—	—	—	✓
<b>SAFETY &amp; SECURITY</b>				
Anti-theft Security System	—	✓	✓	✓
Front Disc Brakes	✓	✓	✓	✓
Rear Disc Brakes	✓	✓	✓	✓
Dual Horn	✓	✓	✓	✓
Halogen Projector Headlamps	✓	✓	✓	—
LED Projector Headlamps	—	—	—	✓
Headlamp Levelling	✓ (Manual)	✓ (Manual)	✓ (Manual)	✓ (Auto)
Auto Headlamps	—	—	—	✓
Front Fog Lamps	—	—	✓	✓
Engine Immobiliser	✓	✓	✓	✓
Driver & Co-Driver Seat Belt Reminder Lamp & Buzzer	✓	✓	✓	✓
Rain Sensing Auto Wipers	—	—	—	✓
Auto Dimming IRVM	—	—	—	✓
Reverse Parking Sensor	✓	✓	✓	✓
Reverse Parking Camera	—	—	✓	✓
Rear Wiper & Washer	—	✓	✓	✓
Rear Demister	—	✓	✓	✓
High Speed Warning Alert **	✓	✓	✓	✓
<b>AUDIO &amp; INFOTAINMENT</b>				
Audio with CD Player	—	✓	—	—
SmartPlay Infotainment System	—	—	✓	✓
Apple CarPlay	—	—	✓	✓

	Sigma	Delta	Zeta	Alpha
<b>AUDIO &amp; INFOTAINMENT</b>	DDiS 200 Smart Hybrid Diesel Engine			
Android Auto	—	—	✓	✓
DRM	—	—	✓	✓
Door Speakers (4)	—	✓	✓	✓
Tweeters (2)	—	—	✓	✓
Steering Mounted Audio Controls	—	✓	✓	✓
Steering Mounted Calling Controls	—	✓	✓	✓
Bluetooth Connectivity	—	✓	✓	✓
USB + AUX in Connectivity	—	✓	✓	✓
Navigation System	—	—	✓	✓
Audio Remote Control	—	✓	—	—
Remote Control through Smartphone App.	—	—	✓	—
Voice Command	—	—	✓	✓
<b>COMFORT &amp; CONVENIENCE</b>				
Central Locking	✓	✓	✓	✓
Keyless Entry	✓	✓	✓	✓
Power Windows	✓	✓	✓	✓
Driver Side Auto Up/Down Window with Anti-pinch	✓	✓	✓	✓
Electrically Adjustable ORVMs	✓	✓	✓	✓
Electrically Foldable ORVMs	—	✓	✓	✓
Tilt Steering	✓	✓	✓	✓
Telescopic Steering	—	✓	✓	✓
Engine Auto Start-Stop Cancel Switch	✓	✓	✓	✓
Manual AC	✓	—	—	—
Auto AC	—	✓	✓	✓
Driver Side Vanity Mirror	—	✓	✓	✓
Co-driver Side Vanity Mirror	✓	✓	✓	✓
Vanity Mirror Lamps	—	—	✓	✓
Sliding Front Centre Armrest with Storage	—	✓	✓	✓
Shoulder Height Adjustable Front Seat Belts	✓	✓	✓	✓
Rear Centre Armrest with Cup Holder	—	—	✓	✓
Soft Touch IP	✓	✓	✓	✓
60:40 Split Rear Seats	✓	✓	✓	✓
Glove Box with Damper	—	✓	✓	✓
Driver Side Footrest	—	✓	✓	✓
Driver Seat Height Adjuster	—	—	✓	✓
Sunglass Holder	—	✓	✓	✓
Back Pocket on Front Seats	✓	✓	✓	✓
Reclining Rear Seat	—	—	✓	✓
Dust & Pollen Filter	✓	✓	✓	✓
Door Trim 1000 ml Bottle Holders	✓	✓	✓	✓
Front Accessory Socket	✓	✓	✓	✓
Luggage Room Accessory Socket	—	—	✓	✓
Dual Side Operable Parcel Tray	—	—	✓	✓
Luggage Board	✓	✓	✓	✓
Electric Back Door Opening	✓	✓	✓	✓
Push Start/Stop with Smart Key	—	✓	✓	✓
Cruise Control System	—	✓	✓	✓

LEGEND: (✓) Available, (—) Not Available.

\*Some parts of the leather appointed seat upholstery will contain man-made material.

\*\*If the vehicle's speed exceeds 80 km/h, then the primary level warning will beep twice every minute. And, if the speed goes above 120 km/h, the secondary level warning will keep beeping. If the vehicle's speed slows down to 118 km/h, primary warning will resume. If the vehicle is slowed down to 78 km/h, speed alert warning will stop. This buzzer does not indicate any malfunction in the vehicle.

NEXA

Safety Shield

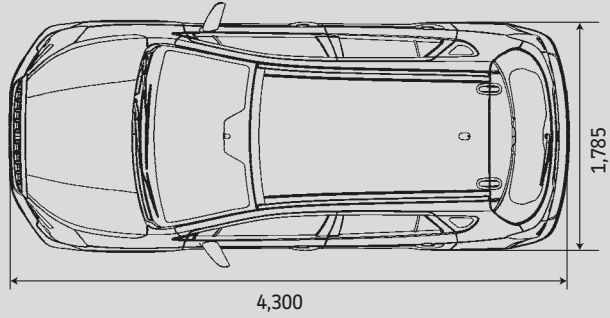


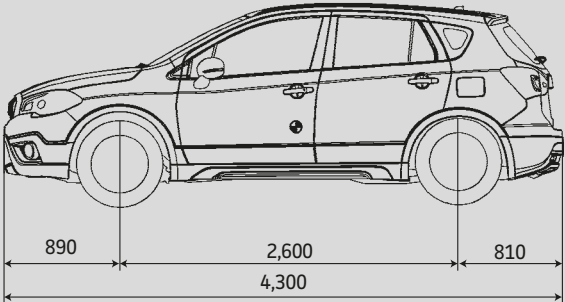
Standard Across All Variants






- SUZUKI-TECT BODY
- DUAL FRONT AIRBAGS
- ABS WITH EBD
- SEAT BELT PRE-TENSIONERS WITH FORCE LIMITERS
- ISOFIX CHILD SEAT ANCHORAGES
- PEDESTRIAN PROTECTION COMPLIANCE
- FULL FRONTAL IMPACT COMPLIANCE, FRONTAL OFFSET IMPACT COMPLIANCE, SIDE IMPACT COMPLIANCE

Maruti Suzuki India Limited reserves the right to change, without notice, price, colours, equipment specifications, and models and also to discontinue models and/or replace any part or accessory with any other product. Accessories and features shown in the pictures may not be a part of standard equipment and will differ according to the variant. Car colour may vary from actual body colour due to printing on paper. The black glass in the vehicle is due to lighting effect. Images are for reference purpose only. All images in this brochure are creative visualization. For illustration purposes only. Any offers made will be subject to availability of the product. For more details, contact your nearest NEXA dealership.

TECHNICAL SPECIFICATIONS	
<b>ENGINE</b>	
Engine Type	DDiS 200 Smart Hybrid Diesel Engine
Valve System	DOHC
Engine Capacity (cc) / No. of cylinders	1248/4
Bore x Stroke (mm)	69.6 x 82
Maximum Power (kW@rpm)	66@4000
Maximum Torque (Nm@rpm)	200@1750
Fuel Tank Capacity (L)	48
Emission Standard	BS IV
Idle Stop Start	✓
Gear Shift Indicator	✓
Brake Energy Regeneration	✓
Torque Assist	✓
Fuel Efficiency (km/L)	25.1*
<b>DIMENSIONS</b>	
Overall Length (mm)	4,300
Overall Width (mm)	1,785
Overall Height (mm) (with Roof Rail)	1,595
Wheelbase (mm)	2,600
Boot Space (L) (Rear seatback folded)	810**
Boot Space (L) (Rear seatback raised at 1st position)	353**
Boot Space (L) (Rear seatback raised at 2nd position)	375**
Turning Radius (m)	5.5
Seating Capacity	5
<b>DRIVE, TRANSMISSION</b>	
Drive System	2 WD
Transmission	5MT
<b>BRAKE, SUSPENSION</b>	
Front Brakes	Ventilated Disc
Rear Brakes	Solid Disc
Front Suspension	McPherson Strut with coil spring
Rear Suspension	Torsion Beam with coil spring
Tyre Size	215/60 R16 (Steel & Alloy)
<b>WEIGHTS</b>	
Kerb Weight - kg	1215-1240
GVW (kg)	1670
*Fuel efficiency as certified by test agency under rule 115 of CMVR 1989. **VDA Method.	

Spare wheel material is steel and spare tyre - 215/60 R16.





NEXA Blue

Caffeine Brown

Granite Grey

Premium Silver

Pearl Arctic White





NEXA | [www.nexaexperience.com](http://www.nexaexperience.com)

 **MARUTI SUZUKI**